

# Grades – Add categories for text, calculated, and formula grade items | New

This feature enables you to better organize your grade book by adding categories to text, calculated, and formula grade items. This improved organization does not impact the calculation of the category these grade items are in. The totals in these categories do not contribute to the final grade. You can import, export, and copy category values for these grade item types

<input type="checkbox"/>	Grade Item	Type
<input type="checkbox"/>	Categories for Tex-Calculated-Formula Grade Items ▾	
<input type="checkbox"/>	Text Grade Item ▾	Text
<input type="checkbox"/>	Calculated Grade Item ▾	Calculated
<input type="checkbox"/>	Formula Grade Item ▾	Formula

# Quizzes – Quiz Introduction field | Removed

To reduce redundancy in the Quizzes tool, the Introduction field is removed. When an instructor edits a quiz, the Introduction field is no longer available.

If any quiz previously had text in the Introduction field, on clicking Edit, the text is automatically appended to the Description field. A message appears indicating that these two fields have been merged. Instructors can review the modified quiz description prior to saving the quiz.

Edit Quiz - Ultimate Marine Life Quiz ▾

Properties

Restrictions

Assessment

Objectives

Submission Views

Quizzes no longer support Introductions. Existing content in the Introduction field now appears in the Description field.

×

General

Name \*

Ultimate Marine Life Quiz

Category

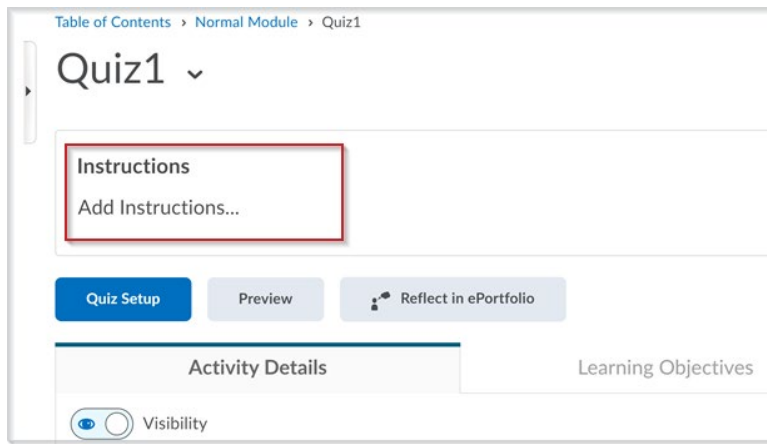
no category ▾

[add category] ⓘ

**Note:** Check the visibility of the Description field prior to saving the quiz.

When importing a course using Import/Export/Copy Components, text in the quiz Introduction field automatically appends to the quiz Description field.

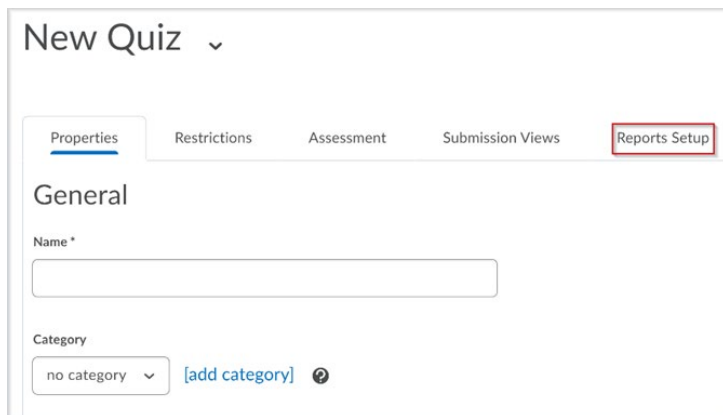
When viewing a quiz topic in the Classic Content tool, the text in the Introduction field now appears under the Instructions header.



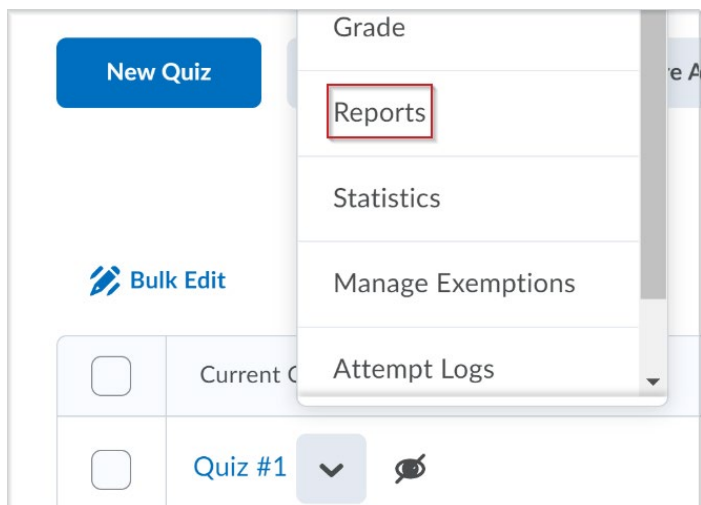
## Quizzes – Relocation of the Reports Setup functionality

The Report Setup tab on the Edit Quiz page is now available on the context menu of a quiz and reads as Setup Reports.

The Reports option available on the quiz context menu is also updated and reads as View Reports. **The image shows the New Quiz page with the Reports Setup tab before the update**



**This image shows Quiz context menu before the update**



This image shows the updated quiz context menu with the **Setup Reports and View Reports** options.

<input type="checkbox"/>	Current Quizzes
<input type="checkbox"/>	Quiz Updates <span>▼</span>

Edit  
Make Visible to Us...  
Preview  
Delete  
Copy  
Grade  
Setup Reports  
View Reports  
Statistics  
Attempt Logs

## Quizzes - Set grace period time to 0 minutes | New

When setting an **enforced time limit** for a quiz, instructors can now set the grace period for a quiz to 0 minutes, in place of the default grace period setting of 5 minutes. **Entering a 0-minute grace period flags the quiz attempt as exceeded immediately when the quiz time limit is reached by the learner.** Quiz attempt logs display when the learner attempt exceeds the regular time limit, grace period time limit or any extended time limit. Grace period of 0 minutes can be set for quizzes with special access restrictions as well.

Note that setting a grace period can support learner accessibility requirements and other situations, such as slow internet connections when completing quizzes.

## Timing

☐ Recommended Time Limit
 ☒ Enforced Time Limit

Time Limit  minute(s)
 Grace Period  minute(s) before flagged as exceeded time limit

### Exceeded Time Limit Behaviour

After the grace period, flag the quiz attempt as exceeded time limit, and

- ☐ Allow the student to continue working  
☒ Prevent the student from making further changes  
☐ Allow the student to continue working, but automatically score the attempt as zero after an extended deadline.

# Quizzes - Status and workflow changes for quizzes with ungraded questions | New

To support instructors who need to manually score questions within quizzes, the following quiz status and quiz grading workflow updates are available:

- For quizzes that contain questions that need to be manually scored (such as Written Response questions) AND that have the "Allow attempt to be set as graded immediately upon completion" option disabled, a new Pending Evaluation status appears beside the quiz attempt on the Grade Quiz page.
- While evaluating a quiz attempt with unevaluated questions, the instructor can now select Pending evaluations in the Question View drop-down menu to filter for only the questions that require manual evaluation.
- Instructors can now filter the Users tab by status. The available filters are: Published, Saved as draft, Pending evaluation and an empty status. The empty status denotes a quiz with auto-scored questions, where all questions are evaluated and there is no question evaluation pending.

This image shows that updated quiz status filters appear on the *Attempts* tab

Manage Quizzes > Quiz 1

Grade Quiz - Quiz 1

Export to CSVExport to ExcelExport to GradesManage ExemptionsAttempt LogsMore Actions

UsersAttemptsQuestions

Search For...

Hide Search Options

Search In

☒ First Name☒ Last Name☒ Org Defined ID

Restrict to

Attempts that have been completed

Status

☒ All evaluations☐ Published evaluations☐ Unpublished evaluations☐ Pending evaluations

☐ Attempts with score: <= %

☐ Attempts submitted after 6/2/2021

☐ Attempts submitted before 6/9/2021

☐ Attempts from users who are exempt

ResetPublish FeedbackRetract Feedback

<input type="checkbox"/>	Attempt	First Name , Last Name	Completed	Score	Grade	Status
<input type="checkbox"/>	attempt 1	Hannah Bond	Jun 2, 2021 9:13 PM	1 / 2	50 %	Pending evaluation

20 per page

The new **Pending Evaluation** filter appears in the **Question View drop-down menu** to easily locate questions requiring manual evaluation by the instructor

Attempt

Attempt 1

Question View

Pending evaluations

Attempt 1

Hannah Bond

Written: Jun 22, 2021 10:42 AM - Jun 22, 2021 10:43 AM

[Quizzes Event Log](#)

Timing

Time Spent: 0:01:09

Recommended Time Limit: 2:00:00. Not exceeded

Grading Feedback

Auto-Grade

Final Score \*

1 / 2

Student View Preview

50 %

Attempt Feedback

Quiz Results

Question 2

Why is India called a sub continent?

Source Wikipedia: The Indian subcontinent, or simply the subcontinent, is a geographical region in South Asia. It is situated on the Indian Plate and projecting southwards into the Indian Ocean from the Himalayas. Geopolitically, the Indian subcontinent generally includes Bangladesh, Bhutan, India, Nepal, Pakistan and Sri Lanka, as well as Maldives. Geologically, the Indian subcontinent is related to the landmass that rifted from the supercontinent Gondwana during the Cretaceous and merged with the Eurasian landmass nearly 55 million years ago. Geographically, it is the peninsular region in South-Central Asia, delineated by the Himalayas in the north, the Hindu Kush in the west, and the Arakanese in the east. The terms *Indian subcontinent* and *South Asia* are sometimes used interchangeably to denote the region, although the term South Asia usually also includes Afghanistan.

Save Time

10:43 AM

Score

/ 1 (not auto-graded: a default value of 0 was assigned)